

UpToDate Pathways and UpToDate Lab Interpretation




Deliver more efficient patient care with personalized recommendations

UpToDate® Pathways and UpToDate® Lab Interpretation monographs are now included in all newly purchased personal subscriptions. With UpToDate Pathways, you'll have access to interactive guides you can use for easy navigation of complex decision points based on patient comorbidities and presentation. And with UpToDate Lab Interpretation monographs, you can quickly interpret abnormal test results specific to each patient and determine next steps for care.

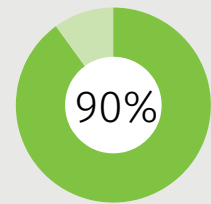
Get clear, actionable recommendations at the point of care and feel more confident in your clinical decision making.

Improve Patient Outcomes

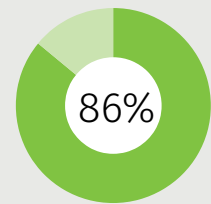
Personalized care recommendations can reduce unnecessary testing and help prevent missed diagnoses and adverse patient outcomes, allowing you to:

-  **Increase your confidence in decision making** as you are guided through interactive decision points unique to each patient, including those with comorbidities and other complex presentations.
-  **Access evidence and recommendations** for treating patient conditions with multiple diagnoses and treatment options via advanced lab interpretation monographs.
-  **Accelerate and improve adherence to best practice guides** through conveniently accessible and actionable recommendations when and where care decisions are made.

Subscribers agree UpToDate Pathways and Lab Interpretation add value to their practice.



of clinicians agree that UpToDate Pathways reinforce clinical decisions¹



of clinicians say UpToDate Pathways help them answer clinical questions¹

¹UpToDate Pathways satisfaction survey, 2019, N=294

Subscribe today

UpToDate offers several different subscription options.