

# UpToDate® Anywhere in the Kingdom of Saudi Arabia

## Getting started:

You can access UpToDate in two ways: 1) as an anonymous user, or 2) as a registered user who can use mobile access and earn CME. Which ever way you choose - you must be within Saudi Arabia to proceed. To access as an anonymous user, open up [www.uptodate.com](http://www.uptodate.com) from any computer connected to the internet within Saudi Arabia and start using UpToDate without registration.

To access as a registered user, use the **mobile app and earn CME** whilst you are learning from UpToDate, you must have a MoH username and password created. **This is available to both MoH and non-MoH staff.**

① **For MoH Staff** - please ensure you have created your MoH account at <http://empupdate.moh.gov.sa>

Once created - go to <http://www.moh.gov.sa/> click on UpToDate under 'Awareness' tab. Login to access it. **For non-MoH Staff** - please go to <http://www.moh.gov.sa> and click on UpToDate under 'Awareness' tab. If you have an MoH username and password then please login in for access to UpToDate. If you do not have an MoH username + password, then please 'create an account' for non Ministry staff. Please wait for your confirmation email before you complete the next steps.

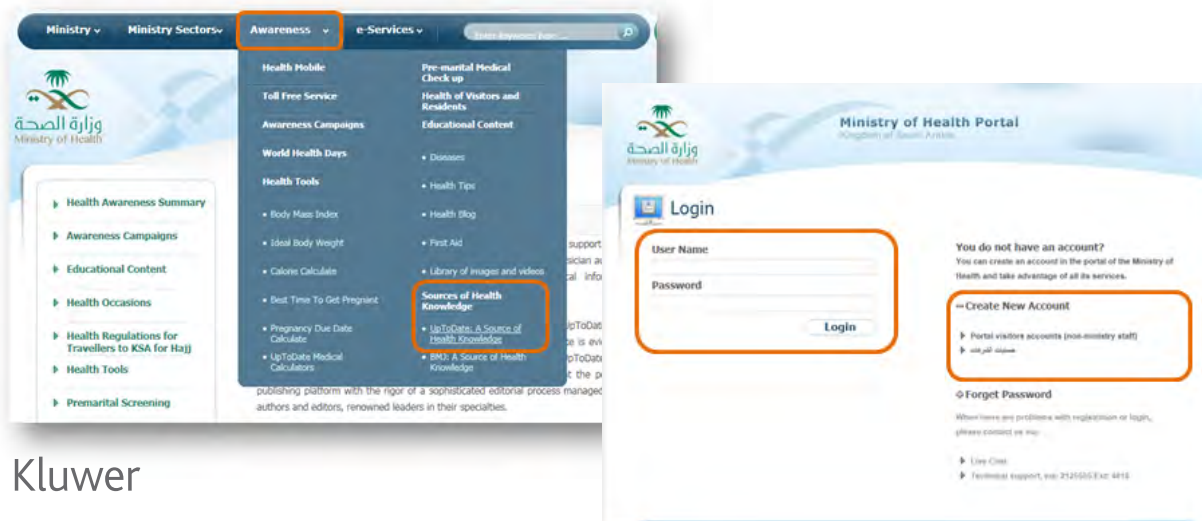
② Once you are logged into the MoH website, you will be allowed to click through to the UpToDate. You will now see another short registration page.

This page must be completed to give you your own unique identity for CME and using the mobile app.

Fill in all the details, selecting 'other' if you do not find your speciality or position.

Please take note of the guidelines for creating a username and password for UpToDate. Click on the box, and they appear in yellow to help you.

**This access is NOT available outside of Saudi Arabia.** Please see over the page the re-verification process.

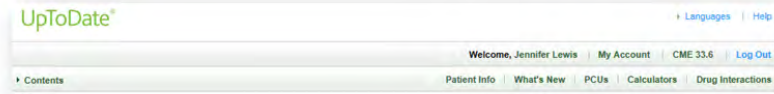


## Register and earn CME/CPD:

**Remember:** You must register from within the Kingdom of Saudi Arabia in order to gain access to the mobile apps and accrue CME credits. Complete all fields and click "Submit Registration."

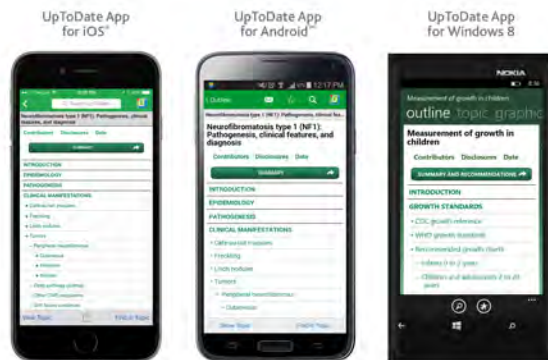
**This is a onetime registration.** Once registered, you will receive an email confirmation from UpToDate.

To ensure you are logged in correctly and earning CME credits, check to make sure the CME tab appears in the navigation bar as shown below.



## UPTODATE® ANYWHERE MOBILE APPS!

You are now able to download any of our mobile apps on up to two devices:



Go to your respective App Store on your phone and download the free UpToDate Mobile App. Once it has downloaded on your device, please use the UpToDate username and password you created during the registration process to log in.

## REMOTE-ACCESS to UpToDate:

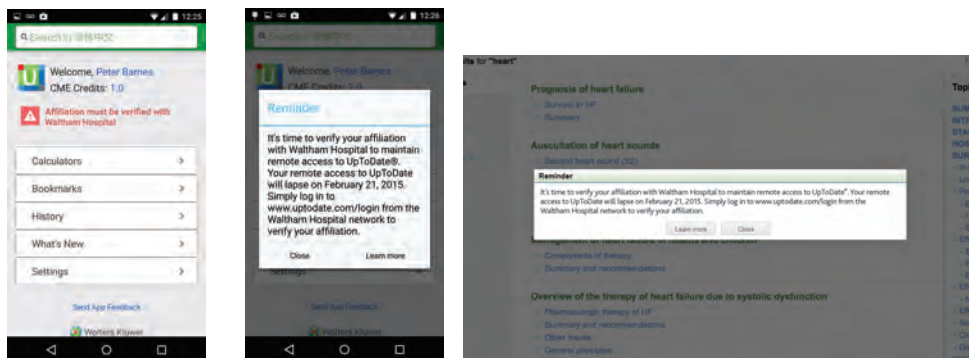
In addition to the mobile device, with the credentials that you created during the registration process, you can now access UpToDate from any computer with internet access. Simply go [www.uptodate.com](http://www.uptodate.com) from any web browser and click the "Log In" button located in the top right corner of the website.

## 90 Day Re-Verification Required

You need to verify affiliation with the MoH Saudi Arabia to maintain mobile and remote access.

Complete verification every 90 days **by logging into UpToDate via the MoH Saudi Arabia website.**

**Please Note:** In-application & email messaging will inform you of the need to verify affiliation if you have not done so by Day 80. You will receive a second alert at Day 90. If you fail to re-verify by Day 90, you will lose mobile and remote access. To regain access, please complete the re-verification process outlined above.



For more information on how to download the App please go to:

<http://www.uptodate.com/home/uptodate-mobile-access>

